

HAMPO Citizens Advisory Committee

May 9, 2024



Agenda

1. Call to Order and Introductions
2. Approval of March 11, 2024 Meeting Minutes
3. Status Updates
 - a. Project Status Updates
 - b. Transit Updates
 - c. Transportation Public Comment Log
 - d. HAMPO Administrative Updates
 - e. Ongoing Study Updates
4. New Business
 - a. HAMPO FY 2024 – 27 TIP Amendment #2 – Action Item
 - b. HAMPO FY 2024 – 27 TIP Amendment #3 – Action Item
5. Other Business
 - a. Agency Updates
6. Public Comments
7. Schedule
8. Adjourn

Click Here to Join the Meeting



2. Approval of Minutes

Motion to approve the CAC minutes of March 14, 2024

3. Status Updates

a. Project Status Updates

PRECONSTRUCTION STATUS APRIL 2024

List No.	County	Project ID	Short Description	Improvement Type	Project Manager Name	Project Sponsor	Design Consultant Name	FY PE	FY ROW	FY CST	Next Milestone
1	Liberty	522570-	SR 38 CONNECTOR FROM SR38/US 84 TO SR 119	Construction of New Roads	Edwards, Cassius Octavius	LIBERTY GDOT LET	Moreland Altobelli Associates, Inc.	Auth	Auth	2025	CST Auth
2	Liberty	0016567	CR 171/LEWIS FRASIER RD @ PEACOCK CREEK	Bridge Replacement with No Added Capacity	White, Chad	GDOT	GDOT D5 Design Office	Auth	Auth	2025	FFPR
3	Liberty	0017697	SR 38/US 84 FM CR 971/FLOWERS DRIVE TO CR 502/PATRIOTS TRAIL	Safety Improvements	Ghuman, Jagpreet	GDOT	Atkins Global	Auth			PFPR

ACTIVE CONSTRUCTION PROJECTS APRIL 24

	PROJECT #	COUNTY	DESCRIPTION	CONTRACTOR	Letting (GDOT /Local)	DATE LET	% Complete	ORIGINAL CONTRACT AMOUNT	Anticipated Completion Date
1	0011730	Liberty	Intersection Improvements SR38 /US 84 @ CR 73 /Old Sunbury Road	APAC-Atlantic	GDOT	1/21/2022	39%	\$ 4,910,653.00	Summer 24
2	0013750	Liberty	Bridge Replacement on SR 119 @ Taylors Creek	Southeastern Site Development, Inc.	GDOT	4/22/2022	65%	\$ 5,750,456.12	Winter 24
3	0013719	Long	Construction of a Bridge and Approaches on US 84/SR38 over Doctors Creek	TIC	GDOT	10/20/2023		\$ 5,080,505.00	Winter 25

3. Status Updates

b. Transit Updates

- System Highlights:
 - TDP updates for Q2 of 2024
 - 30-day public comment period
 - Plan adoption



April fixed-route ridership decreased by 8.4% from 2023 - 2024



April paratransit ridership increased by 64% from 2023 - 2024



3. Status Updates

c. Transportation Public Comment Log



3. Status Updates

d. HAMPO Administrative Updates



3. Status Updates

e. Ongoing Study Updates

- HAMPO SS4A Safety Action Plan

Presentation by Consultant Team



3. Status Updates

e. Ongoing Study Updates

- HAMPO 2050 MTP Update

Presentation by Consultant Team



3. Status Updates

e. Ongoing Study Updates

- Liberty Transit TDP

Presentation by Consultant Team





HAMPO TCC Meeting

May 9, 2024



Liberty Transit 2024 Transit Development Plan

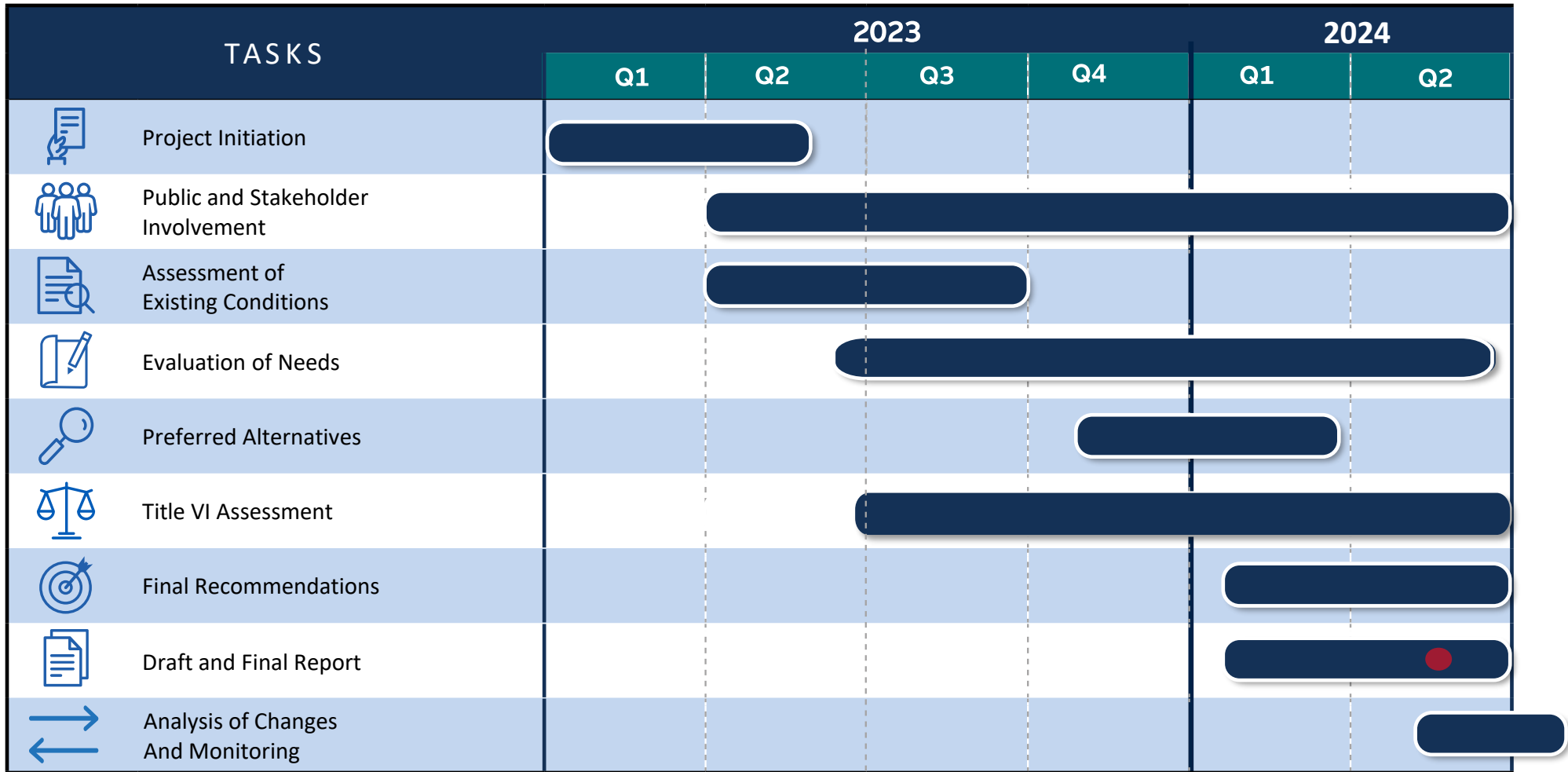
Agenda

- Study Overview and Schedule
- Public Outreach Highlights
- Summary of Existing Conditions
- Transit Service Framework
- Draft Route Recommendations
- Next Steps
- Questions

Study Overview

- What is a Transit Development Plan (TDP)
 - Transit Development Plan (TDP) - a strategic planning document that defines your community's public transit needs. Its purpose is to solicit broad input, coordinate with other plans, explore community goals, define alternative courses of action and to develop systematic plans and monitoring programs.
 - Required as a prerequisite for State and Federal funding.
 - Must be updated every 5 years.
 - Fiscally constrained with a 10-year horizon.

TDP - Project Schedule



Public Outreach Highlights

- Outreach Events: 6
- Surveys Completed: 224
 - Online: 114
 - Paper: 110
- Key Takeaways
 - Increasing bus stops in rural areas to improve accessibility
 - Instructions on how to utilize the bus system effectively
 - Bus stop safety concerns: dangerous intersections without lights or sidewalks
 - Regional connection: Bryan and Chatham counties
 - Access to real-time location of buses
 - Promoting paratransit services



Summary of Existing Conditions

Liberty Transit System

FY21 Passenger Boardings
12,232

Service Area Total Population – 51,456



Population Increase of ~4,577 people
between 2010-2022

Households without a car



~6%

Senior Population

65+

~10%

Population Age 0-19



~31%

Key Considerations

1. Types of transit service
Which is preferred and most appropriate?
2. Frequency vs. coverage
Is quality service valued over serving a large area?
3. Regional connectivity
How attractive is service to neighboring activity/employment centers?

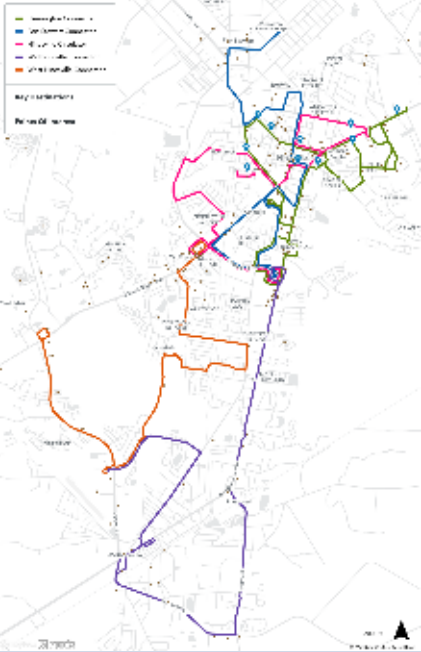
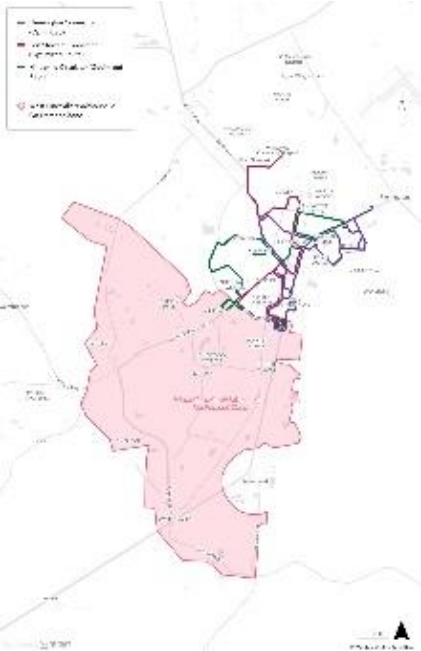
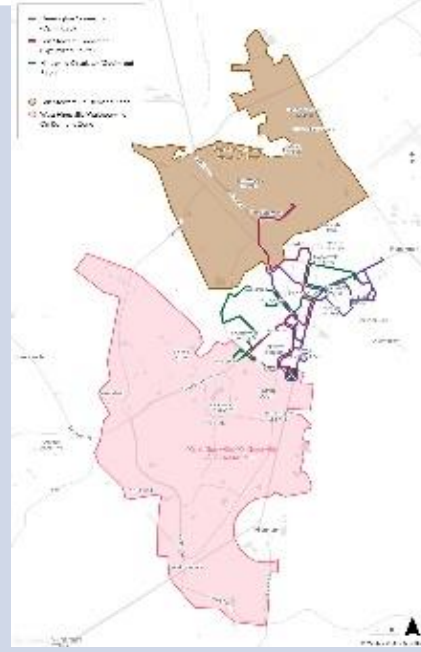
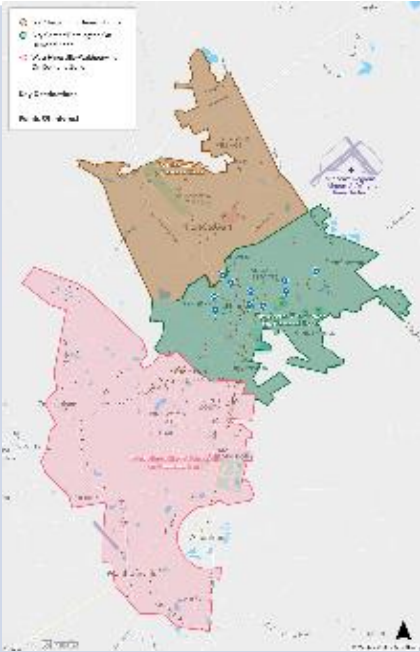
Appropriate Transit Types

Density and
Mix of Uses
Decreasing

Land Use Type	Transit Type
Urban Core & Downtowns	<ul style="list-style-type: none">• Mass transit (rail, rapid bus)• Fixed-route Bus
General Urban & Mixed Use	<ul style="list-style-type: none">• Mass transit (rail, rapid bus)• Fixed-route Bus• Circulator
Suburban Mixed Use	<ul style="list-style-type: none">• Fixed-route Bus• Circulator• Microtransit (demand response)
Rural	<ul style="list-style-type: none">• Microtransit (demand response)

Paratransit service is required where fixed route service is provided

Service Scenarios Overview – Locally Preferred Alternative

	Scenario 1	Scenario 2A	Scenario 2B	Scenario 3
				
Service Type	Fixed Route	Fixed + Microtransit (1)	Fixed + Microtransit (2)	Microtransit
Population Served (.25)	18,800	30,300	31,700	35,200
Estimated Annual Trips	34,500	37,192	41,456	32,084
Peak Vehicles	5	5	6	4

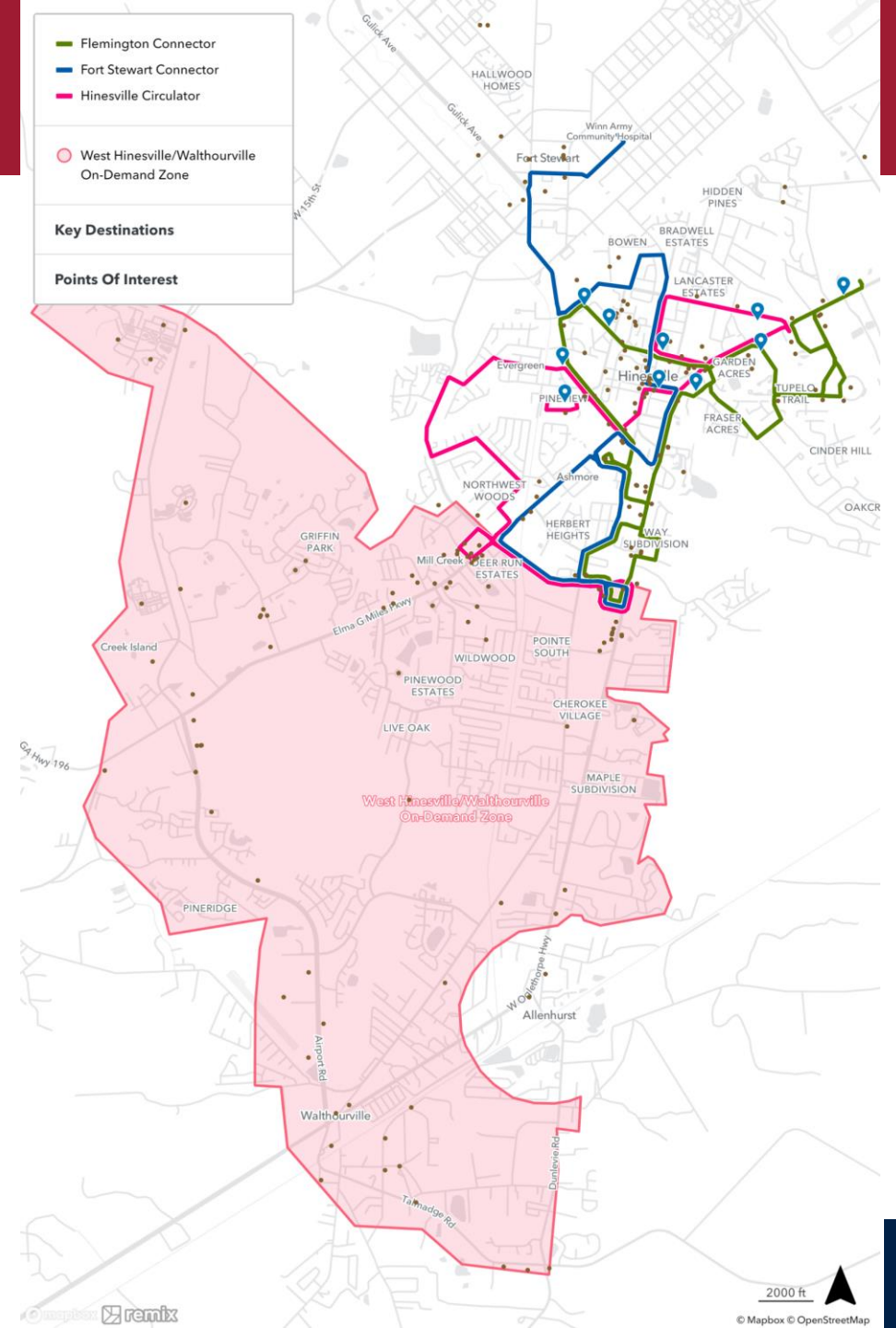
Preferred Alternative – Fixed & Microtransit

- **Scenario 2a – Fixed + Microtransit (1)**
 - Increases service area and improves frequency and provides direct pick-up / drop off locations in lower density areas
 - Operates Monday – Friday 6:00 AM – 7:00 PM
 - **Saturday** 8:00 AM – 7:00 PM

Route	Revenue Hours	Revenue Miles	Vehicles	Headway
Flemington Connector	3,588	43,496	1	60
Fort Stewart Connector	3,355	50,016	1	60
Hinesville Circulator	3,523	52,644	1	60
Microtransit	7,540	-	2	30*

*Estimated wait time based on demand estimates and service parameters

**Square Miles



Preferred Alternative – Fixed & Microtransit

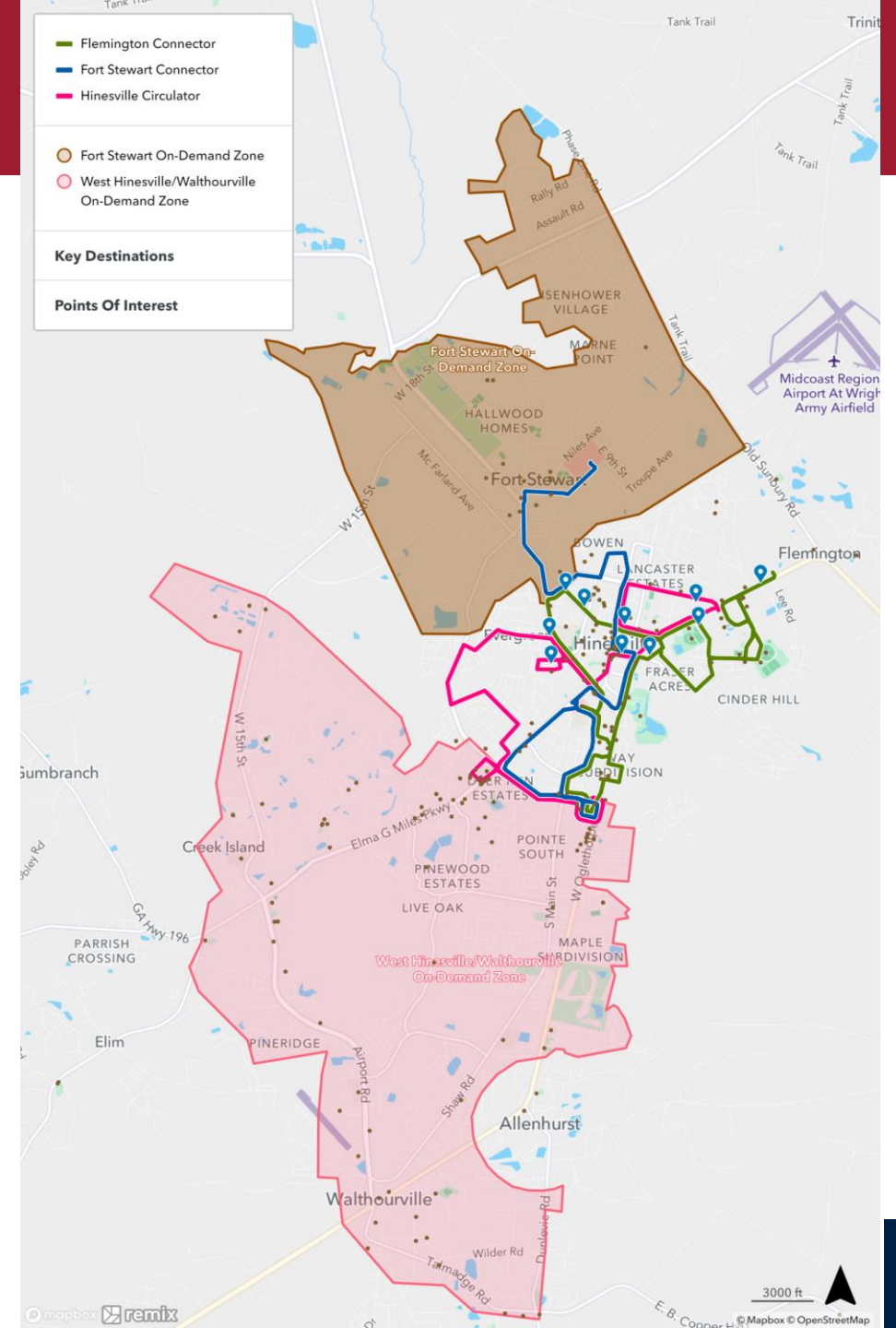
• Scenario 2b – Fixed + Microtransit (2)

- Increases service area and improves frequency and provides direct pick-up / drop off locations in lower density areas
- Adds Fort Stewart Microtransit
- Operates Monday – Friday 6:00 AM – 7:00 PM
 - **Saturday** 8:00 AM – 7:00 PM

Route	Revenue Hours	Revenue Miles	Vehicles	Headway
Flemington Connector	3,588	43,496	1	60
Fort Stewart Connector	3,355	50,016	1	60
Hinesville Circulator	3,523	52,644	1	60
Microtransit (2)	11,700	-	3	30*

*Estimated wait time based on demand estimates and service parameters

**Square Miles



Scenario Financial Analysis

Operating Scenarios	Existing (2022)	Scenario 1: Fixed Only	Scenario 2a: F+M Walthourville	Scenario 2b: F+M Walthourville & Fort Stewart	Scenario 3: Microtransit Only
Operating Total	\$1,228,743	\$1,703,449	\$1,798,853	\$2,131,653	\$1,470,000
<i>Fixed Route & Paratransit</i>	\$1,028,727	\$1,503,449	\$995,637	\$995,637	\$0
<i>Microtransit</i>	\$0	\$0	\$603,200	\$936,000	\$1,270,000
<i>City of Hinesville Overhead</i>	\$200,016	\$200,016	\$200,016	\$200,016	\$200,016
Federal Operating Funding*	\$778,968	\$1,092,284	\$1,155,240	\$1,374,888	\$938,208
Net Local Cost	\$449,775	\$611,180	\$643,613	\$756,765	\$531,808

*Federal Funding Estimate includes Capital Cost of Contracting with 80% Federal and 10% State match on 40% of TPO Contract.

Service Add-Ons	Vanpool Program	Midway Employment Shuttle	Riceboro Employment Shuttle	Fort Stewart Microtransit
Operating Totals (Gross)	\$64,000*	\$104,800	\$76,600	\$332,800
Capital Cost	\$140,000	\$85,000	\$85,000	\$45,000

Funding Assistance for Add-on Services Require Partnership and Source Assumptions

*Assumes 4 Vans Managed by Vendor

Questions?

4. New Business

a. HAMPO FY 2024 – 27 TIP Amendment #2 – Action Item

- On February 27, 2024, the GDOT Office of Planning requested an amendment to the FY 2024 – 2027 TIP document to update the construction phase for one project:
 - PI 0017411 – I-95 from Florida State Line to South Carolina State Line
- Total CST cost (fed and state) for funding code Y001 increased by \$13,588,829.88

<i>PI Number</i>	<i>Short Description</i>	<i>Primary Work Type</i>	<i>Phase Code</i>	<i>Program Year</i>	<i>Fund Code</i>	<i>Federal Amount</i>	<i>State Amount</i>	<i>Total Amount</i>
0017411	I-95 FM FLORIDA STATE LINE TO S CAROLINA STATE LINE-ITS EXP	ITS	CST	2026	Y001	\$22,771,064	\$5,692,765.88	\$28,463,829

***HAMPO is only responsible for 12% (\$3,415,659.48) of the funds for this project. The new amounts show the total project cost, which extends across several MPOs, including HAMPO.**

4. New Business

a. HAMPO FY 2024 – 27 TIP Amendment #2 – Action Item

Previous Actions:

- 15-day public comment period was held from April 11, 2024 – April 26, 2024
- No comments were received from the general public or oversight agencies

Suggested Motion:

Motion to recommend Policy Committee adoption of the amended FY 24-27 TIP.

4. New Business

b. HAMPO FY 2024 – 27 TIP Amendment #3 – Action Item

- PENDING GDOT DETAILS

4. New Business

b. HAMPO FY 2024 – 27 TIP Amendment #3 – Action Item

Previous Actions:

- PENDING GDOT DETAILS

Suggested Motion:

PENDING GDOT DETAILS

Agenda

5. Other Business

a. Agency Updates

6. Public Comments

7. Schedule

a. Next regularly scheduled meeting: July 11, 2024

8. Adjourn



8. Adjourn

