


# Hinesville Area Metropolitan Planning Organization

**Policy Committee (PC)**  
**April 14, 2022 @ 9:00 A.M.**



● REC

**\*This meeting is being recorded for record-keeping purposes\***



# **AGENDA**

## **Hinesville Area Metropolitan Planning Organization Policy Committee (PC)**

### **On-line / In-person**

#### **Historic Court House – Room 2100**

#### **April 14, 2022 @ 9:00 AM**

1. Call to Order and Introductions
2. Approval of February 10, 2022 Meeting Minutes
3. Status Updates
  - a. Project Status Reports
  - b. Transit Updates
  - c. Transportation Public Comment Log
  - d. HAMPO Administrative Updates
    - EG Miles Pkwy Special PL Study
    - GAMPO Spring 2022 Meeting Update
    - HAMPO Participation Plan Update
4. New Business
  - a. FY 2023 UPWP Amendment #1 (Action: Release for 30-day comment period)
  - b. FY 2021 – 2024 TIP Amendment #1 (Action: Release for 30-day comment period)
5. Other Business
  - a. Agency Updates
  - b. CORE MPO Updates
6. Public Comments
7. Schedule
  - a. Next **proposed** special-called meeting: May 26, 2022
  - b. Next regularly scheduled meeting: June 9, 2022
8. Adjourn

**Please join in via our Zoom meeting at:**

<https://rsandh.zoom.us/j/97198145996?pwd=N1lWdzQxN3ktTktUTGpLbjBMNHpldz09>

**Meeting ID:** 971 9814 5996

**Password:** 123456

**Dial:** 1-312-626-6799



## 2. Approval of Minutes

Motion to Approve the PC Minutes of:

February 10, 2022



# 3. Status Updates

## a. Project Status Updates

### Preconstruction Status April 22

List No.	County	Project ID	Short Description	Improvement Type	Project Manager Name	Project Sponsor	Design Consultant Name	FY PE	FY ROW	FY CST	Next Milestone
1	Liberty	522570-	SR 38 CONNECTOR FROM SR38/US 84 TO SR 119	Construction of New Roads	Blocker, Brent	GDOT	Moreland Altobelli Associates, Inc.	Auth	Auth	2024	FFPR
2	Liberty	0016567	CR 171/LEWIS FRASIER RD @ PEACOCK CREEK	Bridge Replacement with No Added Capacity	Mcmullin, Recheal	GDOT	GDOT D5 Design Office	Auth	2024		PFPR Request
3	Liberty	0017697	SR 38/US 84 FM CR 971/FLOWERS DRIVE TO CR 502/PATRIOTS TRAIL	Safety Improvements	Duncan, Whitney	GDOT	Atkins Global	Auth	2024		Concept

### ACTIVE CONSTRUCTION PROJECTS APRIL 22

	PROJECT #	COUNTY	DESCRIPTION	CONTRACTOR	Letting (GDOT /Local)	DATE LET	% Complete	ORIGINAL CONTRACT AMOUNT	Anticipated Completion Date
1	0011730	Liberty	SR38 /US 84 @ CR 73 /Old Sunbury Road	APAC-Atlantic	GDOT	1/21/2022		\$ 4,910,653.00	Summer 23
2	0017728	Liberty	Signing, Pavemetn marking upgrades, shoulder rehab on various CRs	East Coast Asphalt, LLC	GDOT	9/17/2021		\$ 737,694.95	Fall 22
3	0013750	Liberty	Bridge Replacement onSR 119 @ Taylors Creek		GDOT	1/21/2022			

# 3. Status Updates

## b. Transit Updates



The City of Hinesville has published information regarding our approach and precautionary measures in light of the COVID-19 outbreak.

We will be posting all publications, along with links to helpful agency webpages and social media, to our new COVID-19 page. Follow the link below to visit: <https://www.cityofhinesville.org/517/COVID-19>.

### System Highlights:

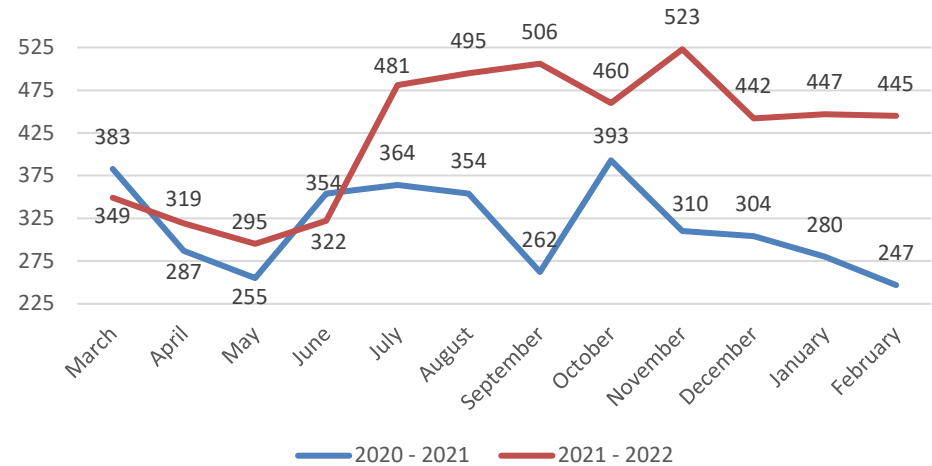
- Sidewalk construction on Busbee Rd in Walthourville is ongoing
- Waiting to purchase another transit bus, initial company that submitted bids went out of business and cannot fill the order
- Engineering and design specifications are expected by the end of March for eight bus shelters, with anticipated completion date of August 2022

# 3. Status Updates

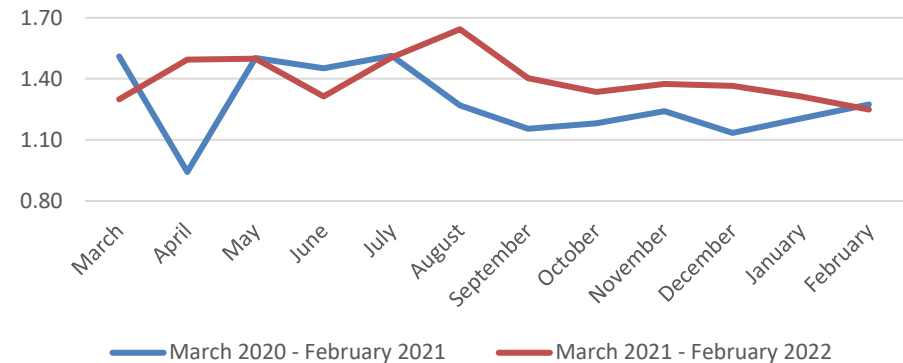
## b. Transit Updates

- Year over year paratransit ridership has been up since July 2021
- Systemwide trips per revenue service hours ratio was lower than the previous year's ratio for the first time since August 2021
- Total trips decreased from February 2021 to February 2022 by 2% (903 to 885 trips)

Paratransit Ridership Data  
March 2020 - February 2021  
March 2021 - February 2022



Trips per Revenue Service Hours for All Routes  
March 2020 - February 2021  
March 2021 - February 2022



# 3. Status Updates

## c. Transportation Public Comment Log

New Public Comments:

- No new public comments received.



### 3. Status Updates

#### d. Administrative Updates

- EG Miles Pkwy Special PL Study Update

#### Project Schedule

Activity/Phase (assumes NTP 11/1/21)	2021		2022						
	Nov	Dec	Jan	Feb	Mar	Apr	May	Jun	Jul
Data Collection									
Review of Existing Plans									
Traffic Modeling									
GDOT Safety Audit Data Review									
Stakeholder/Public Involvement									
Schematic Plans/Public Input									
Signal Warrants Screening									
Cost Estimating									
Detailed Reporting									



### 3. Status Updates

#### d. Administrative Updates

- EG Miles Pkwy Special PL Study Update

### Ongoing Activities

- Traffic Analysis
  - Pulled historic traffic volumes and calculated growth rates
  - Pulled population growth data to compare with calculated traffic growth rates to determine proposed growth rate to be used in the study
  - Working on traffic analysis of future conditions
- Conduct Stakeholder & Public Involvement
  - Conducted four focus group meetings
  - Preparing for first public meeting on April 14<sup>th</sup>

### 3. Status Updates

#### d. Administrative Updates

- EG Miles Pkwy Special PL Study Update

### Next Steps

- Complete Traffic Analysis
- Continue Stakeholder & Public Involvement
- Develop Recommendations and Cost Estimates

### 3. Status Updates

#### d. Administrative Updates

- **GAMPO Spring 2022 Meeting Update**
  - On March 28, 2022, the Georgia Association of MPOs held their Spring 2022 Meeting.
  - Topics addressed included:
    - Safety Performance Targets
    - US Census Data / UZA Updates
    - MPO Plan / Travel Demand Modeling Schedule
    - Joint Agency Data Acquisition & Management Program
    - Climate and Transportation Resilience
    - Infrastructure Investment and Jobs Act / Bipartisan Infrastructure Law
    - Carbon Reduction Program
  - **PL Funds Review Committee**
    - EG Miles Pkwy Study ongoing
    - US 17 Corridor Study first meeting in April

### 3. Status Updates

#### d. Administrative Updates

## Climate, Transportation and Resilience



Douglas County Georgia - Post Road 1 mile  
South of I-20 (Source: AJC)

Office of Innovation Implementation



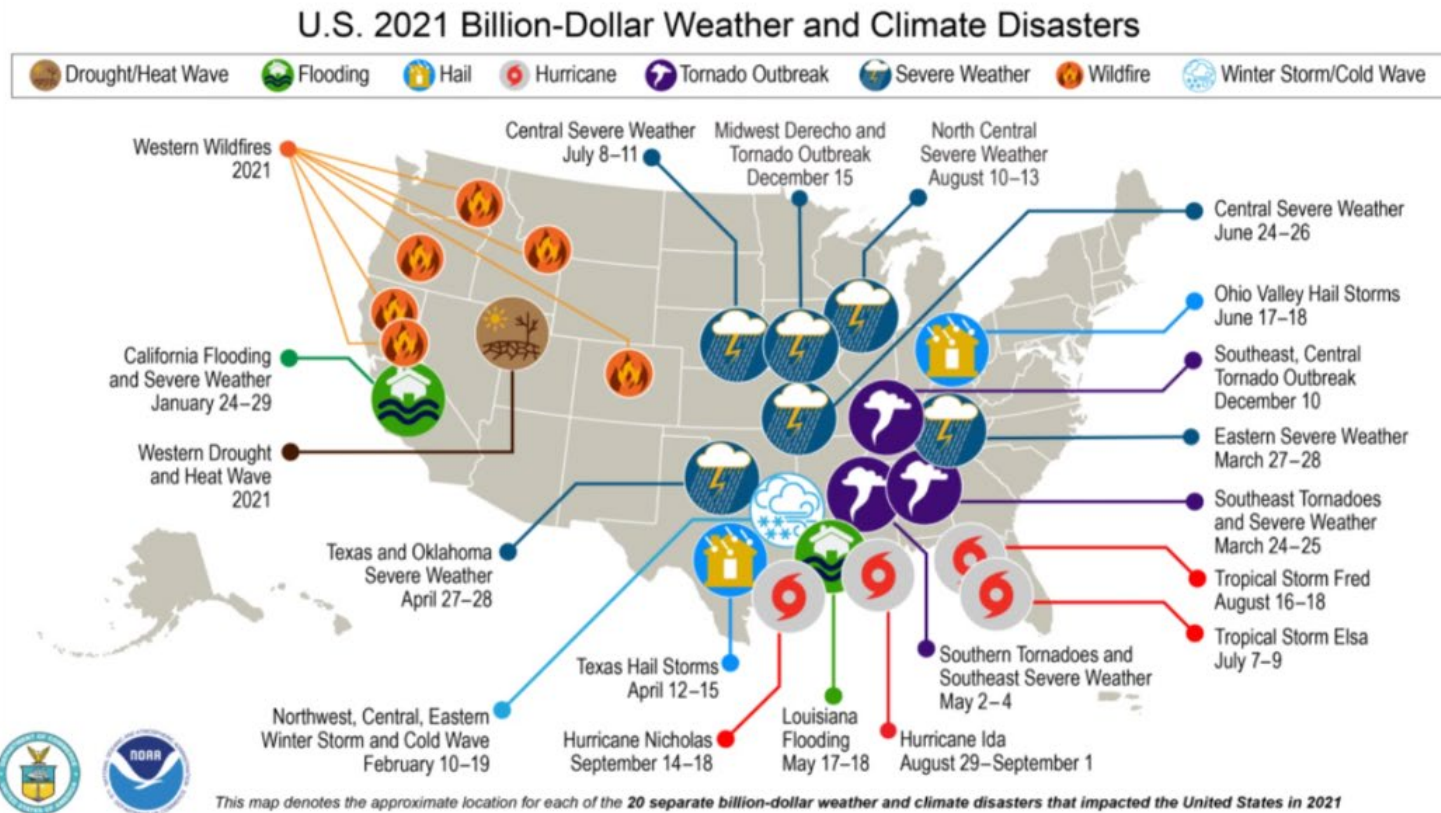
U.S. Department of Transportation  
Federal Highway Administration



### 3. Status Updates

#### d. Administrative Updates

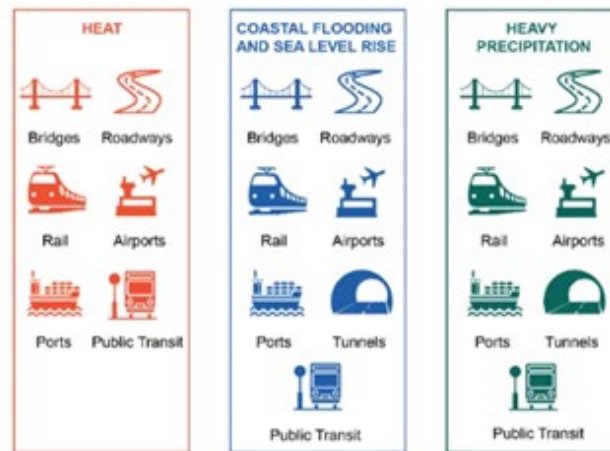
## US 2021 Billion-Dollar Weather & Climate Disasters



### 3. Status Updates

#### d. Administrative Updates

## Vulnerability of Transportation Assets



National Performance Goals at Risk



Source: Fourth National Climate Assessment, Vol II – Impacts, Risks & Adaptation in the US

Office of Innovation Implementation



U.S. Department of Transportation  
Federal Highway Administration





# 3. Status Updates

## d. Administrative Updates

### 2021 Resilience Planning Emphasis Area

#### Tackling the Climate Crisis – Transition to a Clean Energy, Resilient Future

Federal Highway Administration (FHWA) divisions and Federal Transit Administration (FTA) regional offices should work with State departments of transportation (State DOT), metropolitan planning organizations (MPO), and providers of public transportation to ensure that our transportation plans and infrastructure investments help achieve the national greenhouse gas reduction goals of 50-52 percent below 2005 levels by 2030, and net-zero emissions by 2050, and increase resilience to extreme weather events and other disasters resulting from the increasing effects of climate change.

Field offices should encourage State DOTs and MPOs to use the transportation planning process to accelerate the transition toward electric and other alternative fueled vehicles, plan for a sustainable infrastructure system that works for all users and undertake actions to prepare for and adapt to the impacts of climate change.

Appropriate Unified Planning Work Program work tasks could include identifying the barriers to and opportunities for deployment of fueling and charging infrastructure; evaluating opportunities to reduce greenhouse gas emissions by reducing single-occupancy vehicle trips and increasing access to public transportation, shift to lower emission modes of transportation ; and identifying transportation system vulnerabilities to climate change impacts and evaluating potential solutions.



### 3. Status Updates

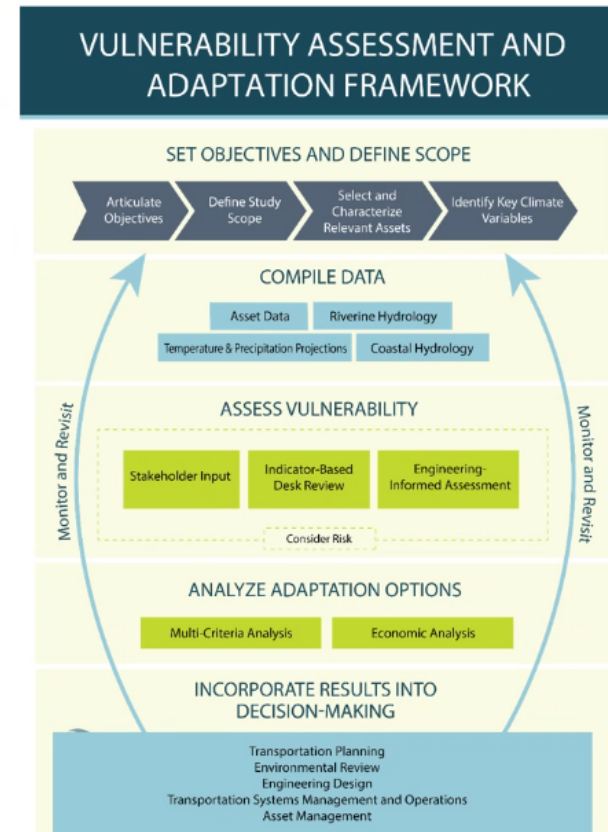
#### d. Administrative Updates

## Vulnerability Assessments

- Provides an in-depth and structured **process** for conducting a vulnerability assessment.
- Features **examples** from assessments conducted nationwide.
- Describes **opportunities** for integrating results into decision-making
- Includes links and references to related **resources and tools**.

[https://www.fhwa.dot.gov/environment/sustainability/resilience/adaptation\\_framework/index.cfm](https://www.fhwa.dot.gov/environment/sustainability/resilience/adaptation_framework/index.cfm)

Office of Innovation Implementation

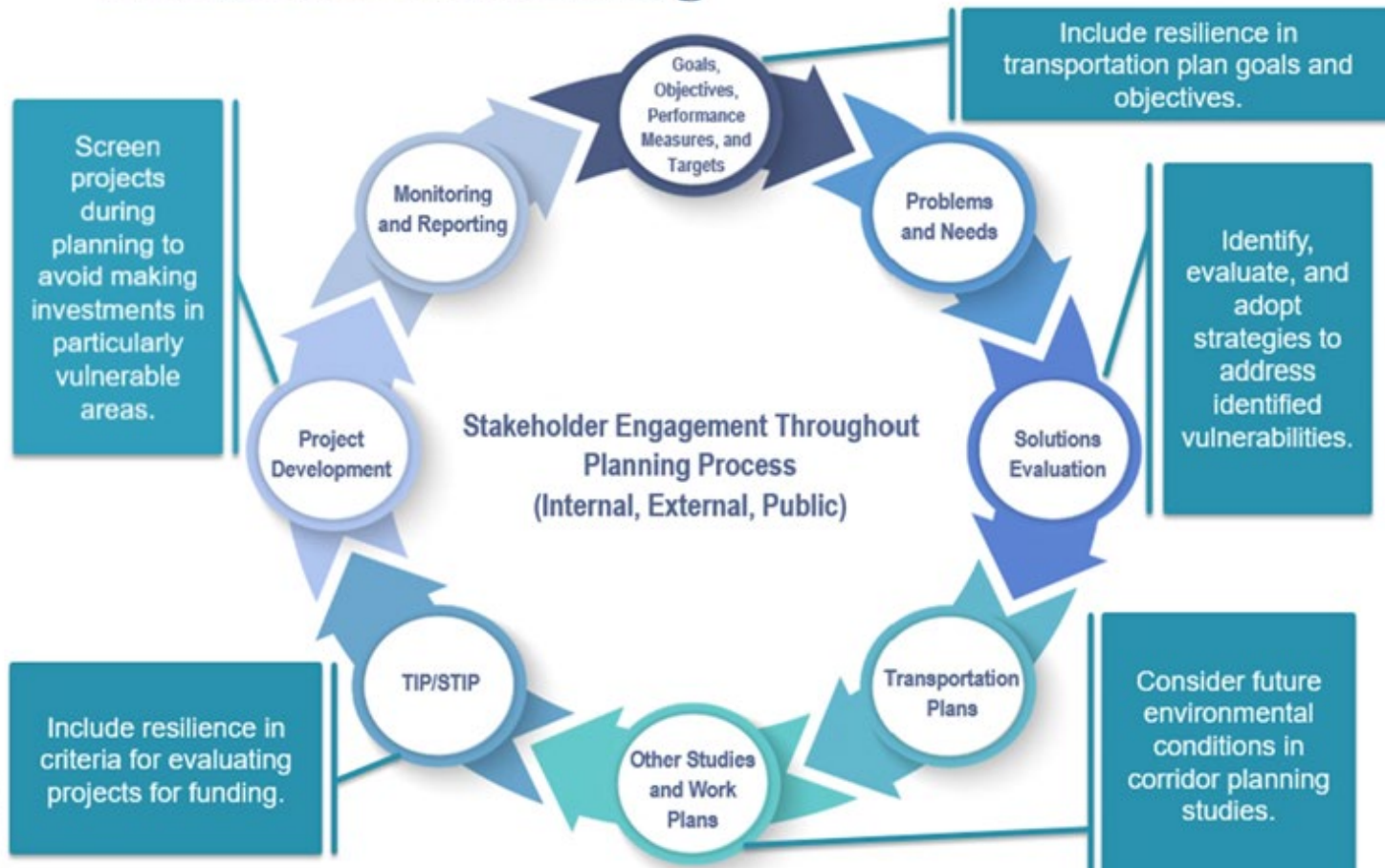




### 3. Status Updates

#### d. Administrative Updates

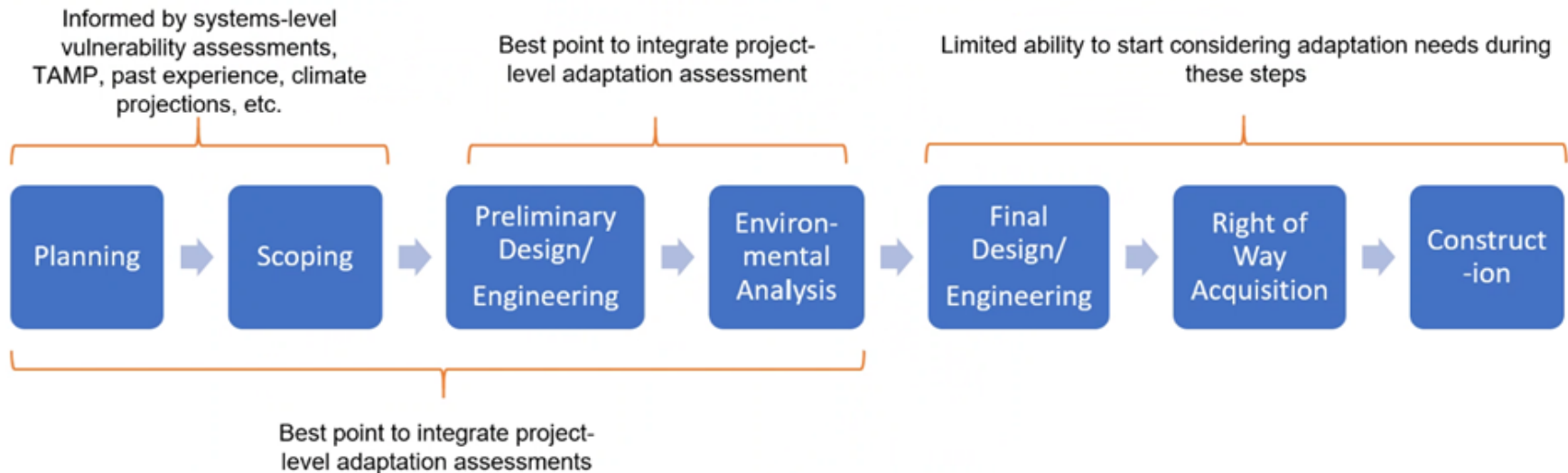
## Resilience & Planning



### 3. Status Updates

#### d. Administrative Updates

## Where to Integrate Climate Considerations in the Project Development Process



### 3. Status Updates

#### d. Administrative Updates

---

## Key Methods to Improve Resilience

- **Management and Maintenance:** Maintain existing infrastructure for optimal performance and manage the response to extreme events through advanced preparation.
- **Increased Redundancy:** Ensure that transportation services provided by infrastructure can be supplied by other alternatives.
- **Protection:** Reduce or eliminate damage by providing protective physical barriers to climate stressors.
- **Accommodation:** Modify or redesign infrastructure for better performance in a climate-stressed environment.
- **Relocation:** Lessen or eliminate exposure to climate stressors by relocating infrastructure away from the climate stressor.
- **Managed Retreat:** Moving populations and infrastructure away permanently

### 3. Status Updates

#### d. Administrative Updates

## Integrating Resilience Across the Board



Office of Innovation Implementation



U.S. Department of Transportation  
Federal Highway Administration



### 3. Status Updates

#### d. Administrative Updates

## CLIMATE AND RESILIENCE IN BIL

---

- Carbon Reduction Program
- PROTECT Grants (formula and discretionary)
- Charging and Fueling Infrastructure
- National Electric Vehicle Formula Program
- Congestion Relief Program
- Other Climate and Resilience Provisions



### 3. Status Updates

#### d. Administrative Updates

#### **[NEW]** Carbon Reduction Program (formula)

Purpose	Provide funding for projects to reduce transportation emissions or the development of carbon reduction strategies.
Funding	\$6.4 B (FY 22-26) in Contract Authority from the HTF
Recipients	<ul style="list-style-type: none"><li>• States (including DC)</li></ul>
Distribution formula	<ul style="list-style-type: none"><li>• Apportioned to States by formula</li><li>• 65% of funds are suballocated (reserved for use in certain areas of the State, based on population)</li></ul>
Other key provisions	<ul style="list-style-type: none"><li>• Requires State, in consultation with MPOs, to develop (and update at least every 4 years) a carbon reduction strategy and submit it to DOT for approval.</li><li>• DOT must certify that a State's strategy meets the statutory requirements.</li></ul>

### 3. Status Updates

#### d. Administrative Updates

## [NEW] PROTECT\* Formula Program

Purpose	Planning, resilience improvements, community resilience and evacuation routes, and at-risk coastal infrastructure
Funding	\$7.3 B (FY 22-26) in Contract Authority from the HTF
Recipients	<ul style="list-style-type: none"><li>• States (including DC)</li></ul>
Distribution formula	<ul style="list-style-type: none"><li>• Apportioned to States by formula</li></ul>
Other key provisions	<ul style="list-style-type: none"><li>• Highway, transit, and certain port projects are eligible</li><li>• Higher Federal share if the State develops a resilience improvement plan and incorporates it into its long-range transportation plan</li><li>• Of the amounts apportioned to a State for a fiscal year, the State may use:<ul style="list-style-type: none"><li>○ not more than 40% for construction of new capacity</li><li>○ not more than 10% for development phase activities</li></ul></li></ul>

*\* The full name of the program is Promoting, Resilient Operations for Transformative, Efficient, and Cost-saving Transportation (PROTECT) program.*

### 3. Status Updates

#### d. Administrative Updates

## **[NEW]** Charging & Fueling Infrastructure (discretionary)

Purpose	Deploy electric vehicle (EV) charging and hydrogen/propane/natural gas fueling infrastructure along designated alternative fuel corridors and in communities
Funding	\$2.5 B (FY 22-26) in Contract Authority from the HTF
Eligible entities	<ul style="list-style-type: none"><li>• State or political subdivision of a State</li><li>• MPO</li><li>• Local government</li><li>• Special purpose district or public authority with a transportation function</li><li>• Indian Tribe</li><li>• Territory</li></ul>
Eligible projects	<ul style="list-style-type: none"><li>• Acquisition and installation of publicly accessible EV charging or alternative fueling infrastructure</li><li>• Operating assistance (for the first 5 years after installation)</li><li>• Acquisition and installation of traffic control devices</li></ul>
Other key provisions	<ul style="list-style-type: none"><li>• Requirement to redesignate alternative fuel corridors and establish a process to regularly redesignate these corridors</li><li>• Set-aside (50%) to install EV charging and alternative fueling infrastructure on public roads or in other publicly accessible locations, such as parking facilities at public buildings, schools, and parks</li></ul>



### 3. Status Updates

#### d. Administrative Updates

#### **[NEW]** Congestion Relief Program (discretionary)

Purpose	Advance innovative, integrated, and multimodal solutions to reduce congestion and the related economic and environmental costs in the most congested metropolitan areas with an urbanized area population of 1M+.
Funding	\$250 M (FY 22-26) in Contract Authority from the HTF
Eligible entities	<ul style="list-style-type: none"><li>• State</li><li>• MPO</li><li>• City or municipality</li></ul>
Eligible projects	<ul style="list-style-type: none"><li>• Planning, design, implementation, and construction activities to achieve the program goals, including:<ul style="list-style-type: none"><li>○ deployment and operation of integrated congestion management systems, systems that implement or enforce HOV toll lanes or pricing strategies, or mobility services; and</li><li>○ incentive programs that encourage carpooling, nonhighway travel during peak periods, or travel during nonpeak periods.</li></ul></li><li>• Subject to certain requirements and approval by the Secretary, provides for tolling on the Interstate System as part of a project carried out with a grant under the program</li></ul>

### 3. Status Updates

#### d. Administrative Updates

## Other Climate and Resilience Provisions

Program/topic	Provisions in the new law
Standards for EV charging stations (§11129)	<ul style="list-style-type: none"><li>Requires electric vehicle charging infrastructure installed using title 23 funds to provide for non-proprietary charging connectors that meet industry safety standards and payment methods available to all members of the public</li></ul>
Report on emerging alternative fuel vehicles and infrastructure (§11511)	<ul style="list-style-type: none"><li>Requires the Secretary to prepare a report on emerging alternative fuel vehicles and infrastructure which includes an evaluation of emerging alternative fuel vehicles, identification of areas where emerging alternative fuel infrastructure will be needed, estimates the future need for emerging alternative fueling infrastructure, and includes a tool for States to evaluate different adoption and use scenarios.</li></ul>
Conditions and performance (C&P) report (§13006)	<ul style="list-style-type: none"><li>Requires the C&amp;P report to address resilience needs</li></ul>

# 3. Status Updates

## d. Administrative Updates



## Carbon Reduction Program (FHWA)

- Creates a new funding formula program to reduce transportation emissions
- \$6.4 Billion FY 22- 26
- **Georgia Apportionment FY 22-26 : \$210,930,745**
- Formula funds are provided to each state based on their share of the overall base apportionment. Of those funds, 65% are suballocated to areas within the state by population
- Coordination with MPOs in areas with population of 50-200K
- Consultation with RTPOs for areas with population less than 50K.
- Requires the commitment of obligation authority for all projects in areas with population of 50K and above.
- Funds can be used for any STBGP-eligible use if a state can demonstrate a reduction in transportation emissions

# 3. Status Updates

## d. Administrative Updates

### Carbon Reduction Program (FHWA)

#### Carbon Reduction Strategy

- The state in consultation with any MPOs must develop a carbon reduction strategy, no later than November 15, 2023
  - Support efforts to reduce transportation emissions
  - Identify projects and strategies to reduce transportation emissions
  - Support the achievement of targets for reductions
  - At state discretion quantify the total carbon emission from the production, transport, and use of materials used in the construction of transportation facilities within the state
  - Be appropriate to the population density and context of the state, including any MPOs
  - Updated every four years.

# 3. Status Updates

## d. Administrative Updates



## Carbon Reduction Program (FHWA)

- **Eligible Projects**
  - Establishing or operating a traffic monitoring, management, and control facility
  - Public transportation projects
  - Bicycle and pedestrian facilities
  - Advance transportation and congestion management technologies
  - ITS (Infrastructure based intelligent transportation systems) capital improvements and vehicle-to-infrastructure communications equipment
  - Efficient street lighting and traffic control devices
  - Congestion pricing, mode shift, and transportation demand management (TDM)
  - Projects to reduce environmental and community impacts of freight movement
  - Alternative fuel vehicle deployment support
  - Diesel retrofits
  - Certain CMAQ-eligible projects (Congestion Mitigation and Air Quality)
  - Port congestion reduction

### 3. Status Updates

#### d. Administrative Updates

- HAMPO Participation Plan Update
  - 45-day public comment period from February 10, 2022 to March 28, 2022 has concluded
  - No comments were received
  - Draft changes to PPP include:
    - Public comment period for Transportation Improvement Program (TIP) was adjusted from 30 days to 15 days per guidance from GDOT following HAMPO Certification in 2021
  - Action at next PC meeting will be approving the updated PPP following recommendations from TCC and CAC

## 4. New Business

- a. FY 2023 UPWP Amendment #1 (Action: Release for 30-day comment period)
- b. FY 2021 – 2024 TIP Amendment #1 (Action: Release for 30-day comment period)



## 4. New Business

a. FY 2023 UPWP Amendment #1 (Action: Release for 30-day comment period)

- ▶ **MPO planning priorities and work efforts**
  - Planning activities
  - Expected costs
  - One-year timeframe
- ▶ **Compliant with federally prescribed activities with GDOT oversight**
- ▶ **Fiscally constrained by federal, state, and local funding from July 1 – June 30**
- ▶ **Updated Annually**



**FY 2023**

Unified Planning Work Program



Hainesville Area Metropolitan Planning Organization  
Liberty Consolidated Planning Commission  
Adopted: TBD



## 4. New Business

a. FY 2023 UPWP Amendment #1 (Action: Release for 30-day comment period)

- Finalized budget totals have been released
- Complete Streets has been added as a new UPWP task line item

FY 2023 Federal Planning Funds (Highway PL)				
Highway Work Elements	FHWA - Fed (80%)	State -GDOT (0%)	Local (20%)	Subtotal PL Funds
<b>1. ADMINISTRATION</b>				
1.1 Program Coordination	16,200.00	0.00	4,050.00	20,250.00
1.2 Operations, Admin.	20,800.00	0.00	5,200.00	26,000.00
1.3 Training/ Employee Education	1,600.00	0.00	400.00	2,000.00
1.4 Equipment and Supplies	0.00	0.00	0.00	0.00
1.5 Contracts/Grants	4,800.00	0.00	1,200.00	6,000.00
1.6 Unified Planning Work Program	7,200.00	0.00	1,800.00	9,000.00
<b>Subtotal Task 1</b>	<b>50,600.00</b>	<b>0.00</b>	<b>12,650.00</b>	<b>63,250.00</b>
<b>2. PUBLIC INVOLVEMENT</b>				
2.1 Community Outreach/Education	9,000.00	0.00	2,250.00	11,250.00
2.2 Environmental Justice/ Title VI	8,200.00	0.00	2,050.00	10,250.00
2.3 Participation Plan	6,805.60	0.00	1,701.40	8,507.00
<b>Subtotal Task 2</b>	<b>24,005.60</b>	<b>0.00</b>	<b>6,001.40</b>	<b>30,007.00</b>
<b>3. DATA COLLECTION</b>				
3.1 Socio-Economic Data	800.00	0.00	200.00	1,000.00
3.2 Land Use Monitoring	9,600.00	0.00	2,400.00	12,000.00
3.4 Transportation Surveys, Models, and	1,600.00	0.00	400.00	2,000.00
3.5 System Monitoring	2,400.00	0.00	600.00	3,000.00
<b>Subtotal Task 3</b>	<b>14,400.00</b>	<b>0.00</b>	<b>3,600.00</b>	<b>18,000.00</b>
<b>4. SYSTEM PLANNING</b>				
4.5 Bike/Ped	4,800.00	0.00	1,200.00	6,000.00
4.7 GIS Development and Applications	6,931.50	0.00	1,732.87	8,664.37
4.10 Freight Planning	8,000.00	0.00	2,000.00	10,000.00
4.11 Metropolitan Transportation Plan	800.00	0.00	200.00	1,000.00
4.12 Transportation Improvement Plan	1,200.00	0.00	300.00	1,500.00
4.14 Complete Streets Program	2,081.53	0.00	520.38	2,601.91
<b>Subtotal Task 4</b>	<b>23,813.02</b>	<b>0.00</b>	<b>5,953.26</b>	<b>29,766.28</b>
<b>Total Federal Planning Funds (PL)</b>	<b>112,818.62</b>	<b>0.00</b>	<b>28,204.66</b>	<b>141,023.28</b>
FY 2023 Section 5303 Transit Planning Funds				
Transit Planning Work Elements - Task 5	FTA - Federal (80%)	State -GDOT (10%)	Local (10%)	Subtotal Transit Funds
5.1 (44.21.00) Program Support & Admin.	17,041.00	2,130.13	2,130.13	21,301.25
5.2 (44.23.01) Long Range Trans. Planning - Svs. Level	25,600.00	3,200.00	3,200.00	32,000.00
5.3 (44.24.00) Short Range Transportation Planning	4,000.00	500.00	500.00	5,000.00
5.4 (44.25.00) Transportation Improvement Program	1,600.00	200.00	200.00	2,000.00
5.5 (44.27.00) Other Activities				
<b>Total Section 5303 Transit Planning Funds</b>	<b>48,241.00</b>	<b>6,030.13</b>	<b>6,030.13</b>	<b>60,301.25</b>
<b>TOTAL ALL SOURCES</b>	<b>\$161,059.62</b>	<b>\$6,030.13</b>	<b>\$34,234.78</b>	<b>\$201,324.53</b>

## 4. New Business

a. FY 2023 UPWP Amendment #1 (Action: Release for 30-day comment period)

### What are Complete Streets?

- In 2021, the Bipartisan Infrastructure Law (BIL) was enacted
- The BIL requires each MPO to use at least 2.5% of its PL funds (and each State to use 2.5% of its State Planning and Research funding under 23 U.S.C. 505) on specified planning activities to increase safe and accessible options for multiple travel modes for people of all ages and abilities.

## 4. New Business

a. FY 2023 UPWP Amendment #1 (Action: Release for 30-day comment period)

### What are Complete Streets?



## 4. New Business

### a. FY 2023 UPWP Amendment #I (Action: Release for 30-day comment period)

#### **4.14. Complete Streets Program**

**Objective:** To develop a Complete Streets prioritization plan, including standards and policies that ensure safe and adequate accommodations for multimodal users of the transportation system. This is a new requirement for MPOs, to use at least 2.5% of their planning and research funds to adopt Complete Streets standards and policies.

**Previous Work:**

- No previous work was completed; this is a new UPWP sub-element.

**FY 2023 Activities:**

- Develop Complete Streets prioritization plan
- Identify specific list of Complete Streets projects
- Provide HAMPO Committees status updates on prioritization plan efforts
- Perform public engagement efforts

**Product:**

- Complete Streets prioritization plan

**Transportation Planning Related Activities of other Agencies:** GDOT Planning, FHWA review and comment of draft materials

**Target Start and End Dates:** July 1, 2022 – June 30, 2023.

Development of the Complete Streets prioritization plan is a continuing activity for the fiscal year.

**Lead Agency:** HAMPO

**Funding:** Y410

4.14 Complete Streets Program				
Agency	Federal \$	State \$	Local \$	Total \$
FHWA	2,081.53	-	520.38	2,601.91

## 4. New Business

### a. Draft FY 2023 UPWP (Action: Adoption)

#### Ahead of UPWP Schedule by two months

	JUL	AUG	SEP	OCT	NOV	DEC	JAN	FEB	MAR	APR	MAY	JUN
INITIATE PLAN DEVELOPMENT												
SEEK MPO COMMITTEE FEEDBACK ON ANNUAL GOALS AND AREAS OF EMPHASIS												
STAFF DEVELOPS DRAFT REPORT INCORPORATING COMMITTEE FEEDBACK												
MPO REVIEWS DRAFT AND RELEASES FOR AGENCY REVIEW AND PUBLIC COMMENT												
30 DAY COMMENT PERIOD ★												
STAFF REVIEWS COMMENTS AND MODIFIES UPWP												
FINAL UPWP REVIEWED BY CAC/TCC AND RECOMMENDED TO HAMPO PC												
UPWP ADOPTED BY HAMPO PC AND AUTHORIZING RESOLUTION SIGNED												
FINAL DOCUMENT TRANSMITTED TO GDOT AND FHWA FOR CONCURENCE												

Note: Schedule represents the typical HAMPO process and is subject to modification

## 4. New Business

a. FY 2023 UPWP Amendment #I (Action: Release for 30-day comment period)

### **Previous Action:**

TCC and CAC unanimously recommended release for 30-day public comment period

### **Suggestion Motion:**

Motion to release the FY 2023 Amendment #I for a 30-day public comment period

## 4. New Business

b. FY 2021 – 2024 TIP Amendment #1 (Action: Release for 30-day comment period)

Two changes have been drafted to the FY 2021-2024 TIP:

- Per the request of Liberty Transit, the TIP has been amended to reflect funding updates.
- Per the request of GDOT, the TIP has been amended to include new funding from the IIJA/BIL for a Carbon Reduction Program

## 4. New Business

b. FY 2021 – 2024 TIP Amendment #1 (Action: Release for 30-day comment period)

- New budget tables for Liberty Transit, including Capital and Operations Schedule
- This includes new funding from the American Rescue Plan (2021)

Capital Schedule for Liberty Transit				
	FY 2020/FY 2021	FY 2022	FY 2023	FY 2024
Percentage Split	100/0	80/10/10	80/10/10	80/10/10
Capital Item Description				
5302 Mobility Management	\$ 70,000	\$ 41,000	\$ 42,020	\$ 43,065
5307 Metro Planning - Other Activities	\$ 21,900	\$ 91,000	\$ -	\$ -
5307 Short Range Transit Planning	\$ -		\$ 39,000	\$ 42,900
5307 Cost of Contracting	\$ 533,326	\$ 431,000	\$ 385,280	\$ 426,968
5307 Associated Transit Improvements	\$ 464,225	\$ -	\$ 498,490	\$ 2,333
5307 Capital Improvements	\$ 356,680	\$ 196,680	\$ 153,500	\$ 163,471
<b>Total Capital Budget</b>	<b>\$ 1,446,131</b>	<b>\$ 759,680</b>	<b>\$ 1,118,290</b>	<b>\$ 678,737</b>
Federal Cost	\$ 1,446,131	\$ 607,744	\$ 894,632	\$ 542,990
State Cost	\$ -	\$ 75,968	\$ 111,829	\$ 67,874
Local Cost	\$ -	\$ 75,968	\$ 111,829	\$ 67,874

Operations Schedule for Liberty Transit				
	FY 2020/FY2021	FY 2022	FY 2023	FY 2024
Percentage Split	100/0	50/50	50/50	50/50
Operations Item Description				
ARP - 5307 Operations	\$ -	\$ -	\$ -	\$ 175,816
5307 Operations	\$ 896,981	\$ 389,346	\$ 542,158	\$ 824,573
<b>Total Operations Budget</b>	<b>\$ 896,981</b>	<b>\$ 389,346</b>	<b>\$ 542,158</b>	<b>\$ 1,000,389</b>
Federal Cost	\$ 896,981	\$ 194,673	\$ 271,079	\$ 500,195
State Cost	\$ -	\$ -	\$ -	\$ -
Local Cost	\$ -	\$ 194,673	\$ 271,079	\$ 500,195

<b>Total Project Cost</b>	<b>\$ 2,343,112</b>	<b>\$ 1,149,026</b>	<b>\$ 1,660,448</b>	<b>\$ 1,679,126</b>
---------------------------	---------------------	---------------------	---------------------	---------------------



## 4. New Business

b. FY 2021 – 2024 TIP Amendment #1 (Action: Release for 30-day comment period)

- On March 31, 2022, the GDOT Office of Planning made a request to include new funding in the FY 2021-24 TIP
- This new funding source is for Carbon Reduction policies and programming
- The amount is subject to change, the amount listed below is a preliminary estimate

Funding Type	FY 2022 Preliminary Estimate
Carbon Reduction/Y600	\$153,930

## 4. New Business

b. FY 2021 – 2024 TIP Amendment #1 (Action: Release for 30-day comment period)

- Due to the expedited schedule of this request, this amendment has not been presented to the TCC and CAC for action
- Those committees will see the amendment after the 30-day public comment period and will have an opportunity to provide feedback

## 4. New Business

b. FY 2021 – 2024 TIP Amendment #1 (Action: Release for 30-day comment period)

### **Suggested Motion:**

Motion to release FY 2021 – 2024 TIP for a 30-day public comment period, with additional funding information from GDOT incorporated

## 4. New Business

b. FY 2021 – 2024 TIP Amendment #1 (Action: Release for 30-day comment period)

### Next Steps

30-day public comment period, comments incorporated into document

TCC and CAC review TIP and recommend approval at May meetings

PC adopts amended TIP at Special-Called May 26<sup>th</sup> Policy Committee meeting

**AGENDA**  
**Hinesville Area Metropolitan Planning Organization**  
**Policy Committee (PC)**  
**On-line / In-person**  
**Historic Court House – Room 2100**  
**April 14, 2022 @ 9:00 AM**

5. Other Business
  - a. Agency Updates
  - b. CORE MPO Updates
6. Public Comments
7. Schedule
  - a. Next **proposed** special-called meeting: May 26, 2022
  - b. Next regularly scheduled meeting: June 9, 2022
8. Adjourn

